



Typical Analysis	% w/w
Nitrogen (N) as Nitrate	6.9
Nitrogen (N) as Ammonium	6.9
Nitrogen (N) as Urea	5.3
Total Nitrogen (N)	19.1
Total Phosphorus (P)	0.0*
Total Potassium (K) as sulfate	11.9

*Due to the manufacturing process there could be residual levels of phosphorus contained in this product.

Application Precautions

TRIAL PRIOR TO FERTILISER CHANGE: We recommend that this product is trialled under local growing conditions prior to use on selected crops so that application methods and desired rates can be validated.

- Avoid application to plants under stress or seek advice on reduced rates.
- Avoid mounding fertiliser against the base of the plant.
- Plant nutrients can cause staining of porous stone and concrete surfaces.
- Keep away from pools, ponds and other bodies of water.
- If incorporating into potting mix use within 14 days and if temperatures are in excess of 30°C irrigate thoroughly after potting to leach potential excess fertiliser from mix.
- Potting as soon as possible after incorporation in mixes is preferred to ensure longevity of fertiliser release and cost efficiency of fertiliser program.
- If using in potting mixes with high cation exchange capacities use lower recommended rates or seek advice prior to use.
- Always water in well after application.

Caution

KEEP OUT OF REACH OF CHILDREN

Harmful if swallowed

Open bags must be resealed after use by tying before storage, especially in winter and in areas of high humidity. Failure to do so may impact on future product performance.

The use of this product is beyond the control of the seller, no condition or warranty is given and none shall be implied as to its suitability and effectiveness for any particular purpose. The seller accepts no responsibility for any consequences whatsoever from the use of the product.

Important Product Disclaimer

Yates makes no representations or warranties that this product will be suitable for use. Subject to any applicable legislation which cannot be excluded (such as the Australian Consumer Law), Yates takes no responsibility and will not be liable for any failure in performance of this product or any losses, damages, or injuries (consequential or otherwise) arising from the storage, mixing, application or other use of this product or for any representations made by you about the product which have not been approved in writing by Yates. Yates recommends that you contact an agronomist or suitably qualified person prior to the application of this product and/or conduct trials of this product prior to full commercial application.

Yates Australia
1 Gow Street, Padstow
NSW, 2211 Australia
Sales Support: 1300 132 153
www.yatescommercial.com.au



® Yates and The Squares Device are registered trade marks of DuluxGroup (Australia) Pty Ltd.
® Nutricote is a registered trade mark of JCAM Agri. Co. Ltd, Tokyo Japan.
The front panel of this package is owned under copyright laws by Yates Australia.

Y 39-338

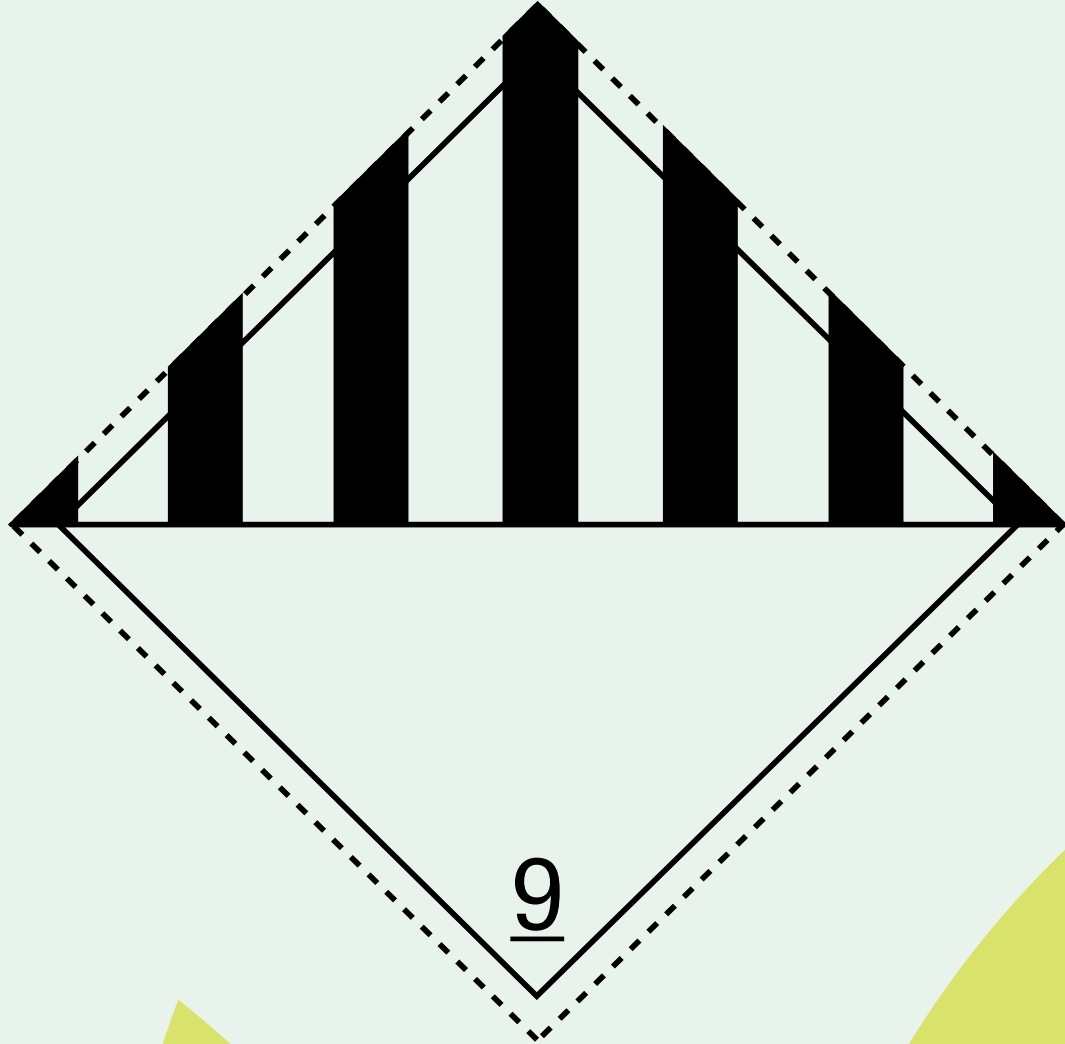



Standard Pink 25kg



Controlled Release Fertiliser
Nutricote

180
DAY



AMMONIUM NITRATE BASED FERTILIZER
UN 2071

Controlled Release Fertiliser
Nutricote

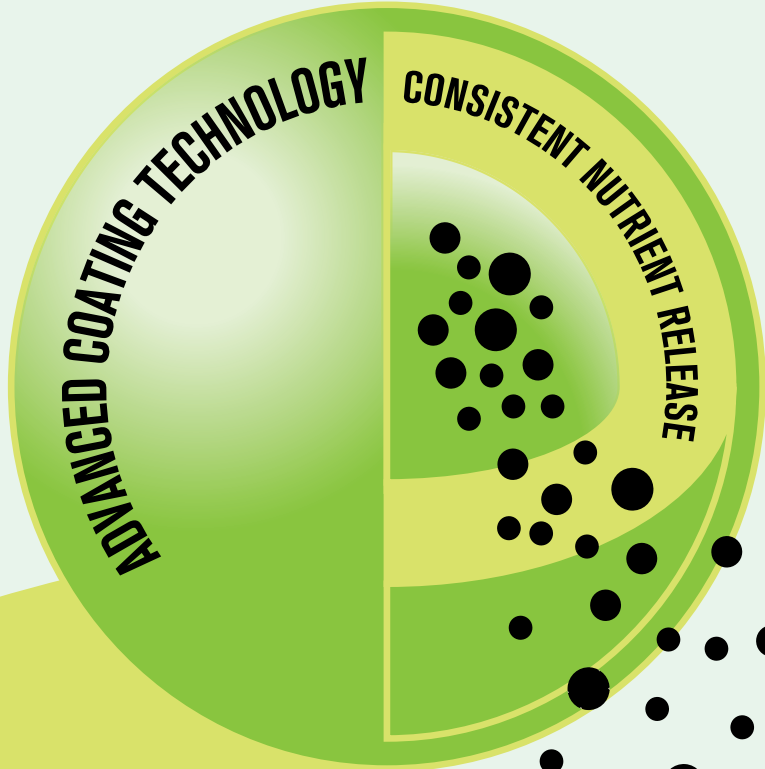

Standard Pink

- Zero P* for sensitive natives
- Robust coating for reliable nutrient release
- Nitrogen release consistent with plant needs
- Suited to Proteaceae species

180
DAY

Soil temperature	10°C	15°C	20°C	25°C	30°C	35°C
Release time (days)	360	290	230	180	140	110

25kg



Standard


N 19.1

P 0.0*

K 11.9



UN 5H4/Y25.2/S/13/AUS/YATES.30747



180
DAY

Controlled Release Fertiliser
Nutricote



Standard Pink 25kg

Controlled Release Fertiliser

Nutricote

Standard Pink 180 Day

Benefits

- Low P for sensitive natives.
- Robust coating for reliable nutrient release.
- Nitrogen release consistent with plant needs.
- Suited to Proteaceae species.
- Superior control of nutrient release over 180 days @ 25°C.
- Reduced leaching so optimum fertiliser levels are maintained.
- A durable, resilient and uniform polymer coating on each prill.
- Consistent prill size for easier and more precise mechanical application.
- Consistent rate of nutrient release providing steady feeding according to plant nutritional needs.

How to apply

Top dressing

- Evenly apply to the base of the plant keeping fertiliser away from the main trunk or stem.
- Water in well after application with a rose type spray to minimise water blast of prills from pot.

Incorporation

- Mix well into the soil profile ensuring even application.

General

- Release period is governed by soil temperature as shown below.
- Nutricote should provide the entire requirements of nitrogen and potassium for the release period.
- Use high rates for fast draining soils or mixes of low fertility and for species that are fast growing and watered frequently.
- Use medium rates when:
 - a) using on plants with low nutrient requirements.
 - b) soil temperatures are very high.
 - c) liquid feeding two to three times per week.

Release rates

Soil temperature	10°C	15°C	20°C	25°C	30°C	35°C
Release time (days)	360	290	230	180	140	110

Suggested application rates

Top dressing (g)

Pot size (diameter)	Medium (grams per pot)	High (grams per pot)
100mm (4")	2	3
125mm (5")	4	6
150mm (6")	6	8
175mm (7")	11	17
200mm (8")	18	27
250mm (10")	32	54
300mm (12")	54	80
Incorporation (kg/m ²)	4	5-6

MEASUREMENTS (spoons and cups)

- 1 teaspoon (tsp) = 5g
- 1 tablespoon (tbs) = 15g
- 1/2 cup = 135g
- 2 cups = 540g



Controlled Release Fertiliser

Nutricote

Standard Pink 25kg



Controlled Release Fertiliser

Nutricote

Standard Pink 25kg

180
DAY

